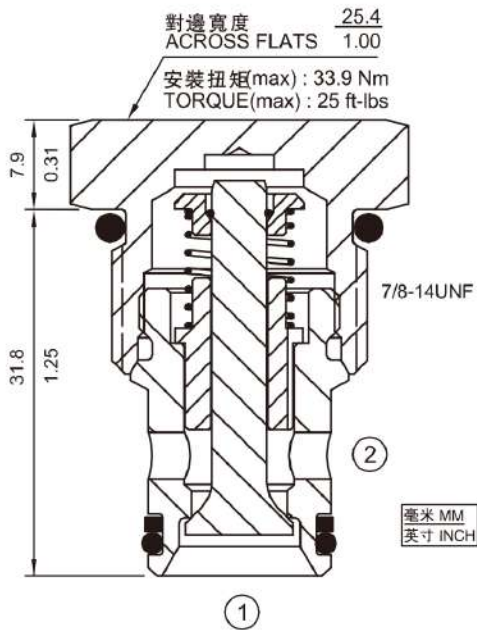




CV10-21 單向閥 Check Valve



描述 DESCRIPTION

螺紋插裝式液壓單向閥，用作單向截止或負載保持設備。

A screw-in, cartridge-style, hydraulic check valve for use as a blocking or load-holding device.

工作原理 OPERATION

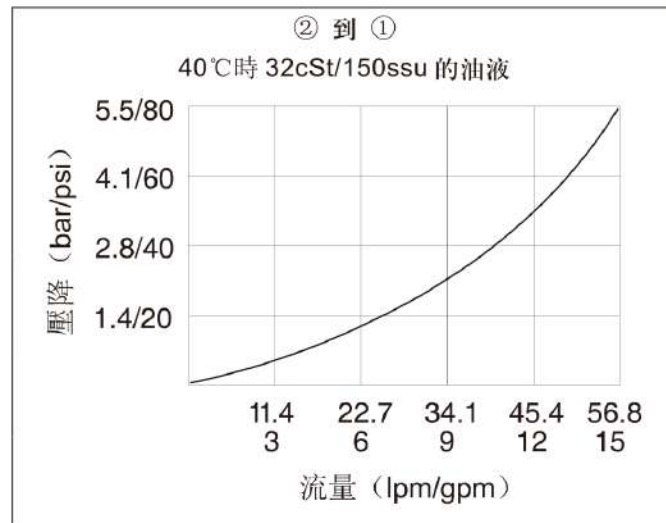
CV10-21 允許油液從 ② 流向 ①，同時截止油液反向流動。全導向閥芯在復位彈簧壓力的作用下關閉閥口直到 ② 處壓力足夠大時打開 ①。

The CV10-21 allows flow passage from ② to ①, while blocking flow from ① to ②. The cartridge has a fully guided check which is spring-biased closed until sufficient pressure is applied at ② to open to ①.

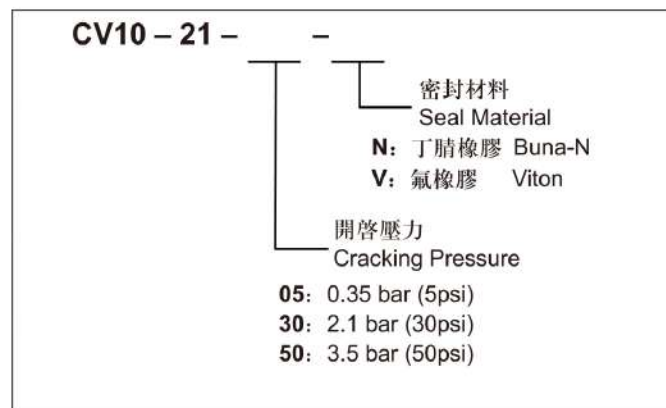
特性 SPECIFICATIONS

符號 SYMBOL	
工作壓力 PRESSURE	240 bar 3500 psi
流量 FLOW	56 L/min 15 gpm
內漏 LEAKAGE	≤ 0.25 ml/min (5 drops/min) at 207 bar (3000 psi)
密封材料/溫度範圍 SEAL MATERIAL/ TEMPERATURE	丁腈橡膠 -30°C ~ +100°C BUNA-N -20°F ~ +210°F 氟橡膠 -20°C ~ +150°C VITON -4°F ~ +330°F
過濾 FILTRATION	≤ 25 MICRONS
介質 FLUID	礦物油或具有潤滑作用的合成油 MINERAL OIL OR SYNTHETIC FLUID WITH LUBRICANT PROPERTIES
粘度 VISCOSITY	10.8~420 cSt 50~2000 ssu
閥孔 CAVITY	VC10-2

性能 (只針對插件)
TYPICAL PERFORMANCE (Cartridge only)



訂貨型號
HOW TO ORDER





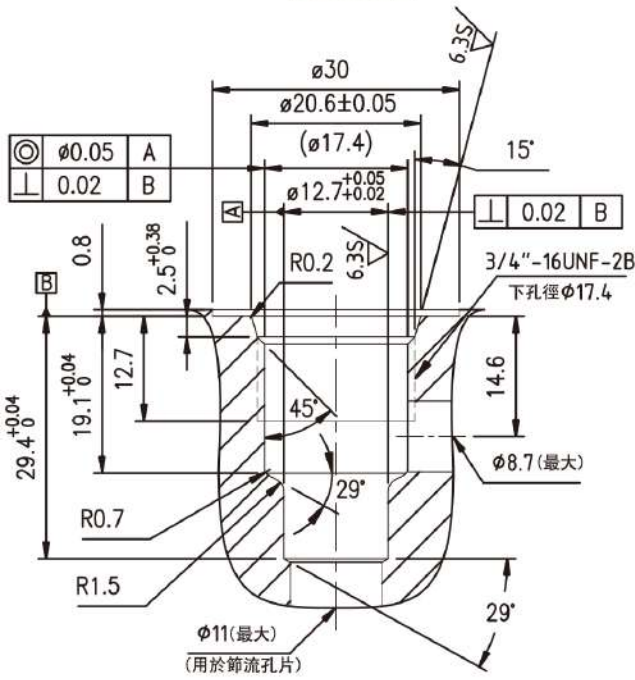
兩通插裝閥閥孔 2-Way Cartridge Cavities

單位: mm

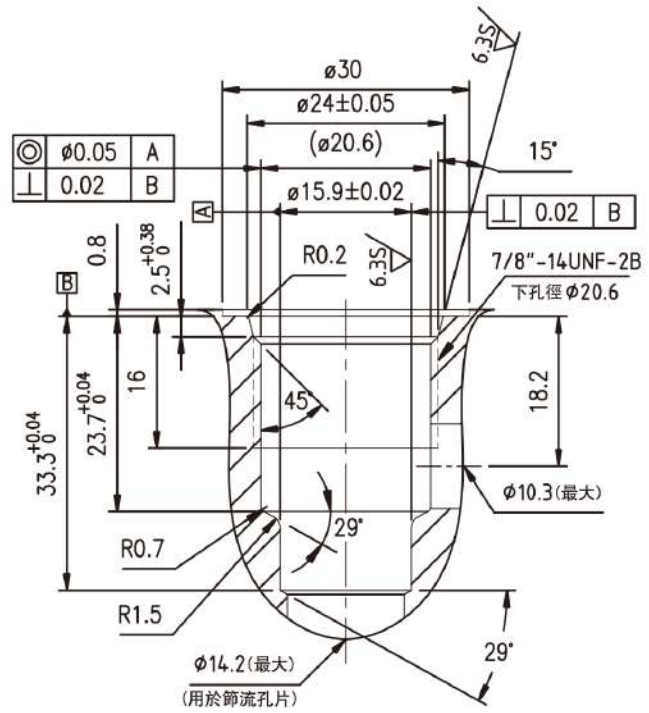
A
B
C
D
E
F
G
H
I
J
K

插裝閥閥孔

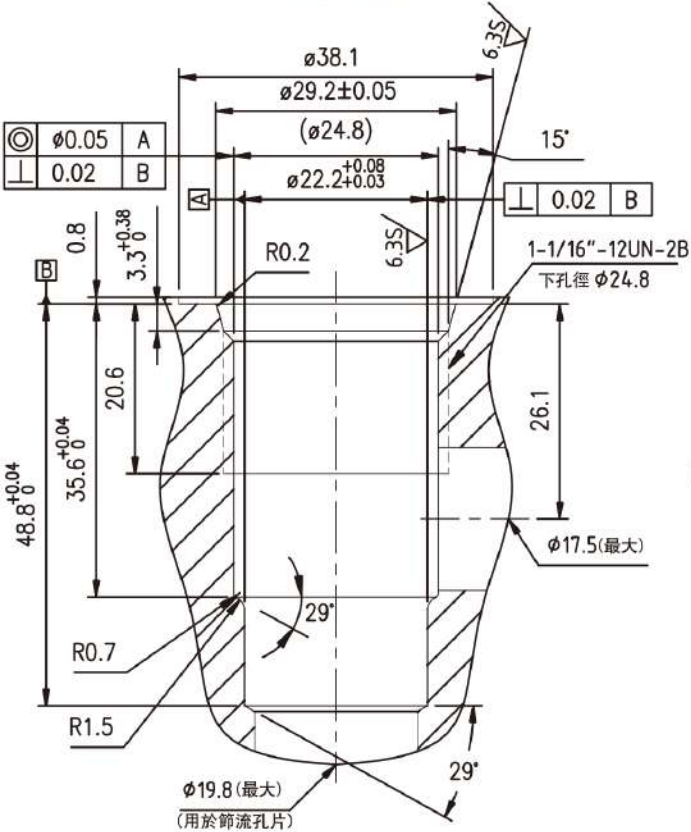
VC08-2



VC10-2



VC12-2



VC16-2

